



JAMES BARONE RACING

2014+ MAZDA 3/6 & CX-5 REAR MOTOR MOUNT INSTALLATION INSTRUCTIONS

Tools Required:

Socket wrench

10mm & 17mm socket

Flat head screw driver


Jack & jack stands

1. Begin by parking on a smooth level surface with the emergency brake engaged. Jack up the front right side of the vehicle and position jack stand underneath for safety and support. Place the car in neutral.




Refer to you vehicles owner's manual for proper jack placement and supporting procedures. Never get under a vehicle without the proper support in place.


2. Remove all the bolts and push lock pins securing the engine belly pan using a 10mm socket and a flat head screw driver.



3. Next, use a 17mm socket to loosen the bolts below about half way; do not remove them.




4. Remove the two bolts below using a 17mm socket then, remove the mount from the top side of the rear mounting bracket.



Mounting Bracket

5. Install the mount from the top side of the mounting bracket as show below. Loosely install the 2 bolts removed in step 4. Then tighten the 3 bolts loosened in step 3 to 45ft/lbs and then the remaining two to 45ft/lbs.



6. Reinstall the belly pan and lower the vehicle.

**Congratulations!! You've just completed
the installation of your new
JBR SkyActiv Rear Engine Mount.**

SHIPPING

All orders are carefully inspected and packaged prior to shipment. The recipient must inspect all shipments for damage and report any damage to the carrier and JAMES BARONE RACING immediately. JAMES BARONE RACING is not responsible for damage that occurs during shipping.

RETURNS:

All sales are final. JAMES BARONE RACING will only except returns in the event of a manufacturer's defect. Defective items will be exchanged for the identical item or repaired at our discretion. Return shipping costs are the responsibility of the purchaser. An RMA # (Return to Manufacturer Authorization Number) Must accompany all returns. In rare cases where a return is accepted a 15% restocking fee will be deducted from the refund or credit. Shipping charges are non- refundable. No returns or exchanges will be accepted after 30 days.

DISCLAIMERS:

Failure to carefully follow the installation instructions for your JAMES BARONE RACING product could result in significant property damage, personal injury, injury to others or even death. Please take the time to read and thoroughly understand the instructions prior to installation. The instructions are as accurate as possible and may vary slightly from model year to model year. Professional installation is recommended. Neither JAMES BARONE RACING nor any of its employees, officers, directors, or shareholders will accept responsibility for improper use or installation of our products. JAMES BARONE RACING is not responsible for the misuse, incorrect installation, or failure of any product we sell. Under no circumstances, including but not limited to negligence, will JAMES BARONE RACING be liable for special or consequential damages that result from the use or inability to use our products. JAMES BARONE RACING does not assume responsibility for any damage to the user, driver, passenger or vehicle resulting from the operation of a JAMES BARONE RACING product. PLEASE DRIVE RESPONSIBLY.

WARRANTY:

All JAMES BARONE RACING products carry a lifetime warranty to the original purchaser. Warranty is non-transferable. Warranty does not cover damage or failure caused by abuse, misuse, faulty installation or repairs not conducted by JAMES BARONE RACING. JAMES BARONE RACING is not liable for consequential damages arising from the use of our products or any indirect damages resulting in the loss of property, revenue or costs for towing, removal, installation, or re-installation. To receive warranty service you must contact JAMES BARONE RACING to receive an RMA # (Return to Manufacturer Authorization Number) at which time you will be provided with instructions for returning the faulty product

CONTACT:

If you have questions or problems, e-mail us at jamesbaroneracing@gmail.com. Posting questions or problems in the forums or other social media outlets will only delay you from getting the correct answer or personalized attention from us.