



**JAMES BARONE RACING  
PERFORMANCE PARTS AND ACCESSORIES**

**Ford Focus ST  
Balance Shaft Delete and Oil Pan Baffle Installation Instructions**



**Please read and understand these instructions thoroughly before attempting to perform this installation. Access to the vehicle shop manual is required.**

1. Begin by parking on a smooth level surface with the emergency brake engaged. Jack up the front of the vehicle and position jack stands underneath both sides for safety and support.




**Refer to you vehicles owner's manual for proper jack placement and supporting procedures. Never get under a vehicle without the proper support in place.**

2. Remove the belly pan from the vehicle
3. Drain the oil from the vehicle
4. Allow the oil to completely drain, replace the drain plug and tighten.
5. Carefully follow the shop manual instructions for removal of the oil pan.


6. Next, remove the two 8mm bolts holding the oil pick up tube in place and set it aside.



7. Remove the 4 balance shaft assembly bolts using a 14mm socket..




- Put a little oil to the o-ring of your new JBR Balance Shaft Delete Kit. Apply some red or blue Loctite to the supplied bolt; add the washer and install as shown below.



- Re-install the oil pick up tube removed in step 7.

If you are installing the JBR Oil Pan Baffle kit proceed to step 11, otherwise skip steps 11 & 12

- Remove the 7, 7mm bolts securing the factory baffles.





11. Install your new JBR Oil Pan Baffle kit as shown. Re-use 6 bolts removed in step 11 and tighten all bolts to 18ft/lbs.



12. Reinstall your oil pan according to the shop manual.
13. Replace the belly pan.
14. Remove the jack stands and lower the vehicle.
15. Refill the crankcase with your preferred brand and weight of oil.
16. Run the engine for 60 seconds and check for leaks.
17. Check the oil level and add if necessary.
18. Test drive the vehicle for a few miles and again check for leaks.
19. Re-check the oil level and check for leaks often during the first 100 miles.

**Congratulations!!**  
**You've completed the installation of your  
new JBR Balance Shaft Delete Kit and Oil  
Pan Baffle.**