



## **JAMES BARONE RACING AFTERMARKET PARTS AND ACCESSORIES**

### **2010 – 2013 Mazda 3 2.0 and 2.5L JBR Power Path Short Ram Intake Installation Instructions**

What you will need:


- Ratchet wrench
  - 10mm deep socket
  - Philips head screw driver
  - Needle nose pliers
1. Using a 10mm socket, disconnect the negative battery cable.
  2. Using a 10mm socket, remove the bolt securing the air box assembly to the core support.




3. Remove the MAF sensor connector by depressing the tab at the rear of the connector and pull towards the rear of the vehicle.




4. Remove the cam cover vent tube from the intake hose by pulling straight up.
5. Using a Philips screw driver, loosen the intake hose clamp.
6. Unclip the coolant hose from the intake hose.
7. Remove plastic clip securing the MAF sensor harness to the air box.
8. Tug upwards on the entire air box assembly to free it from the rubber grommets securing it and remove it from the vehicle.
9. Remove the factory ducting from the vehicle located towards the front of the vehicle under the core support.



- Using a Philips screw driver, remove the MAF sensor from the air box.



- Place the smallest of the 3 T-bolt clamps over the end of the silicone hose included with your JBR Power Path Intake System and slide the silicone on to the throttle body; tighten with a 10mm deep socket.
- Using a 3mm allen wrench install the MAF sensor in to your new JBR MAF housing.
- Place one of the larger T-bolt clamps on to the silicone hose, install the MAF housing in to the silicone hose and tighten the T-bolt clamp with a 10mm deep socket.
- Place the remaining T-bolt clamp on to the air filter and install the air filter on to the MAF housing.
- Push the cam cover vent tube in to the port on the silicone hose.
- Reconnect the MAF sensor wire to the sensor



17. Check that all the connections for the silicone hose and MAF sensor are tight and secure.
18. Reconnect the negative battery cable and start the car.

**Congratulations!! You've now completed the installation of your new JBR Power Path Short Ram Intake System.**

## **SHIPPING**

All orders are carefully inspected and packaged prior to shipment. The recipient must inspect all shipments for damage and report any damage to the carrier and JAMES BARONE RACING immediately. JAMES BARONE RACING is not responsible for damage that occurs during shipping.

## **RETURNS:**

All sales are final. JAMES BARONE RACING will only accept returns in the event of a manufacturer's defect. Defective items will be exchanged for the identical item or repaired at our discretion. Return shipping costs are the responsibility of the purchaser. An RMA # (Return to Manufacturer Authorization Number) must accompany all returns. In rare cases when a return is accepted, a 15% restocking fee will be deducted from the refund or credit. Shipping charges are non-refundable. No returns or exchanges will be accepted after 30 days.

## **DISCLAIMERS:**

Failure to carefully follow the installation instructions for your JAMES BARONE RACING product could result in significant property damage, personal injury, injury to others or even death. Please take the time to read and thoroughly understand the instructions prior to installation. The instructions are as accurate as possible and may vary slightly from model year to model year. Professional installation is recommended.

Neither JAMES BARONE RACING nor any of its employees, officers, directors, or shareholders will accept responsibility for improper use or installation of our products. JAMES BARONE RACING is not responsible for the misuse, incorrect installation, or failure of any product we sell. Under no circumstances, including but not limited to negligence, will JAMES BARONE RACING be liable for special or consequential damages that result from the use or inability to use our products. JAMES BARONE RACING does not assume responsibility for any damage to the user, driver, passenger or vehicle resulting from the operation of a JAMES BARONE RACING product. PLEASE DRIVE RESPONSIBLY.

## **WARRANTY:**

All JAMES BARONE RACING products carry a lifetime warranty to the original purchaser. Warranty is non-transferable. Warranty does not cover damage or failure caused by abuse, misuse, faulty installation or repairs not conducted by JAMES BARONE RACING. JAMES BARONE RACING is not liable for consequential damages arising from the use of our products or any indirect damages resulting in the loss of property, revenue or costs for towing, removal, installation, or re-installation. To receive warranty service you must contact JAMES BARONE RACING to receive an RMA # (Return to Manufacturer Authorization Number) at which time you will be provided with instructions for returning the faulty product

## **CONTACT:**

If you have questions or problems, e-mail us at [jamesbaroneracing@gmail.com](mailto:jamesbaroneracing@gmail.com). Posting questions or problems in the forums or other social media outlets will only delay you from getting the correct answer or personalized attention from us.