



JAMES BARONE RACING
AFTERMARKET PARTS AND ACCESSORIES

MAZDASPEED 3/6 METHANOL INJECTION SPACER
INSTALLATION INSTRUCTIONS

Tooling:

- Socket wrench
- 8mm, 10mm and 12mm sockets
- 5mm and 3/16" allen wrench or allen sockets
- Socket extensions
- New razor blade


Parts List

- 1, Meth injection spacer
- 4, 6mm.1.0 x 75mm socket cap bolts
- 6, 6mm flat washers
- 4, 1/8" NPT Plugs
- 1, Thermal insulating throttle body gasket

1. Remove the OEM top mounted **intercooler cover** using a 10mm socket. Use a 10mm socket to remove the **3 clamps** securing the hot side and cold side boost tubes. Use a pair of pliers and remove the clamp securing the bypass hoses to the bypass valve. Use a 12mm socket to remove the 3 nuts securing the intercooler. Remove the intercooler and cold side boost tube.




2. Using a 8mm socket to remove the 4 bolts securing the throttle body to the intake manifold




- Put some Teflon tape or thread sealant on to all the plugs you plan to install in to your spacer and tighten with a 3/16" allen wrench or allen socket.



- Place 4 flat washers on to the 4, 75mm bolts included with your kit. Slip all 4 bolts through the throttle body. Add the OEM gasket or a thermal insulating gasket if you already have one. Then add your new JBR Methanol Injection Spacer and the thermal gasket include with your kit.
 - The spacer can go on any way as can the thermal gasket.
 - Depending on your injector nozzle holder, the only side that will not be suitable to install the spacer is with the injector facing the front of the vehicle.
 - Top, bottom and rear should all be usable locations with the correct nozzle holder for your application. 90° nozzle holders work best.



5. Reinstall the throttle body on to the intake manifold and tighten the 4 bolts using a 5mm allen wrench or allen socket to 8-10ft/lbs.



6. With a sharp razor knife, trim 17mm of the end of the cold side boost tube that connects to the throttle body.



7. Reinstall your cold side boost tube and intercooler.

Congratulations!! This completes the installation of your new JBR Meth Injection Spacer Kit!!

Copyright © 2015 James Barone Racing LLC. Any unauthorized reproduction or publication of this document is a strictly prohibited without the written consent from James Barone Racing.

SHIPPING

All orders are carefully inspected and packaged prior to shipment. The recipient must inspect all shipments for damage and report any damage to the carrier and JAMES BARONE RACING immediately. JAMES BARONE RACING is not responsible for damage that occurs during shipping.

RETURNS:

All sales are final. JAMES BARONE RACING will only accept returns in the event of a manufacturer's defect. Defective items will be exchanged for the identical item or repaired at our discretion. Return shipping costs are the responsibility of the purchaser. An RMA # (Return to Manufacturer Authorization Number) must accompany all returns. In rare cases when a return is accepted, a 20% restocking fee will be deducted from the refund or credit. Shipping charges are non-refundable. No returns or exchanges will be accepted after 30 days.

DISCLAIMERS:

Failure to carefully follow the installation instructions for your JAMES BARONE RACING product could result in significant property damage, personal injury, injury to others or even death. Please take the time to read and thoroughly understand the instructions prior to installation. The instructions are as accurate as possible and may vary slightly from model year to model year. Professional installation is recommended. Neither JAMES BARONE RACING nor any of its employees, officers, directors, or shareholders will accept responsibility for improper use or installation of our products. JAMES BARONE RACING is not responsible for the misuse, incorrect installation, or failure of any product we sell. Under no circumstances, including but not limited to negligence, will JAMES BARONE RACING be liable for special or consequential damages that result from the use or inability to use our products. JAMES BARONE RACING does not assume responsibility for any damage to the user, driver, passenger or vehicle resulting from the operation of a JAMES BARONE RACING product. PLEASE DRIVE RESPONSIBLY.

WARRANTY:

All JAMES BARONE RACING products carry a lifetime warranty to the original purchaser. Warranty is non-transferable. Supporting components, manufactured by companies other than James Barone Racing, carry the manufacturer's warranty. Warranty does not cover damage to coatings caused by exposure to the elements. Warranty does not cover damage or failure caused by abuse, misuse, faulty installation or repairs not conducted by JAMES BARONE RACING. JAMES BARONE RACING is not liable for consequential damages arising from the use of our products or any indirect damages resulting in the loss of property, revenue or costs for towing, removal, installation, or re-installation. To receive warranty service you must contact JAMES BARONE RACING to receive an RMA # (Return to Manufacturer Authorization Number) at which time you will be provided with instructions for returning the faulty product.

CONTACT:

If you have questions or problems, e-mail us at jamesbaroneracing@gmail.com. Posting questions or problems in the forums or other social media outlets will only delay you from getting the correct answer or personalized attention from us.