



**James Barone Racing**  
**Custom Fabrication of Aftermarket Parts and Accessories**

**06'-07' MAZDASPEED 6**  
**JBR Passenger Side Motor Mount Installation Instructions**

**Tools Required:**


Jack & Jack Stands  
Ratchet Wrench  
Torque Wrench  
14mm Socket  
17mm Socket  
10mm Socket

1. Begin by parking on a smooth level surface with the emergency brake engaged. Jack up the front of the vehicle and position jack stands underneath both sides.




**Refer to you vehicles owner's manual for proper jack placement and supporting procedures. Never get under a vehicle without the proper support in place.**

2. Remove the belly pan and support the motor at the rear passenger side of the oil pan. Be sure to use a block of wood or jack pad.  
**\*NOTE\*** Just take some weight off the motor; there is no need to raise it at this time.



3. Now, remove the two 17mm nuts securing the top portion of the factory mount to the motor. Also remove the 14mm nut securing the rear portion of the mount to the inner fender and the front 14mm bolt securing the base of the mount to the frame. Next, remove the rear 14mm bolt (Not Shown) securing the mount to the frame.




4. Now remove the 10 mm bolt securing the ground strap to the top of the mount.



5. Remove the factory the mount from the vehicle. It may take raising the jack some to get it out.

6. Install your new JBR Passenger Motor Mount in to the vehicle. This can be a bit tough and it will require raising and lowering the motor as well as moving the motor. Take your time so you don't scratch up the mount.
7. Tighten the two nuts securing the mount to the motor to 50ft/lbs, the two bolts securing the base of the mount to the frame to 50ft/lbs and the nut securing the mount to the inner fender to 45ft/lbs.
8. Reattach the ground strap, removed in step 4, to the back of the top portion of the mount and tighten.



9. Remove the jack and lower the vehicle.

**CONGRATULATIONS YOU'RE ALL DONE!!**

**\*\*\*Warning\*\*\***

**After a few days of driving recheck and if necessary re-torque of all mounting bolts to ensure they have not come loose.**

## **SHIPPING**

All orders are carefully inspected and packaged prior to shipment. The recipient must inspect all shipments for damage and report any damage to the carrier and JAMES BARONE RACING immediately. JAMES BARONE RACING is not responsible for damage that occurs during shipping.

## **RETURNS:**

All sales are final. JAMES BARONE RACING will only except returns in the event of a manufacturer's defect. Defective items will be exchanged for the identical item or repaired at our discretion. Return shipping costs are the responsibility of the purchaser. An RMA # (Return to Manufacturer Authorization Number) Must accompany all returns. In rare cases where a return is accepted a 15% restocking fee will be deducted from the refund or credit. Shipping charges are non- refundable. No returns or exchanges will be accepted after 30 days.

## **DISCLAIMERS:**

Failure to carefully follow the installation instructions for your JAMES BARONE RACING product could result in significant property damage, personal injury, injury to others or even death. Please take the time to read and thoroughly understand the instructions prior to installation. The instructions are as accurate as possible and may vary slightly from model year to model year. Professional installation is recommended. Neither JAMES BARONE RACING nor any of its employees, officers, directors, or shareholders will accept responsibility for improper use or installation of our products. JAMES BARONE RACING is not responsible for the misuse, incorrect installation, or failure of any product we sell. Under no circumstances, including but not limited to negligence, will JAMES BARONE RACING be liable for special or consequential damages that result from the use or inability to use our products. JAMES BARONE RACING does not assume responsibility for any damage to the user, driver, passenger or vehicle resulting from the operation of a JAMES BARONE RACING product. PLEASE DRIVE RESPONSIBLY.

## **WARRANTY:**

All JAMES BARONE RACING products carry a lifetime warranty to the original purchaser. Warranty is non-transferable. Warranty does not cover damage or failure caused by abuse, misuse, faulty installation or repairs not conducted by JAMES BARONE RACING. JAMES BARONE RACING is not liable for consequential damages arising from the use of our products or any indirect damages resulting in the loss of property, revenue or costs for towing, removal, installation, or re-installation. To receive warranty service you must contact JAMES BARONE RACING to receive an RMA # (Return to Manufacturer Authorization Number) at which time you will be provided with instructions for returning the faulty product

## **CONTACT:**

If you have questions or problems, e-mail us at [jamesbaroneracing@gmail.com](mailto:jamesbaroneracing@gmail.com). Posting questions or problems in the forums or other social media outlets will only delay you from getting the correct answer or personalized attention from us.