



James Barone Racing Aftermarket Parts and Accessories


2014+ Mazda 3 Solid Shifter Base Bushing Installation Instructions

What you will need:

- Your hands
- 12mm deep socket
- 6" socket extension
- Socket wrench

Ok let's get started....

1. Remove the OEM shift knob by rotating it counter clockwise.



2. Unsnap and loosen the emergency brake boot cover.



3. Now remove the cup holder section of the center console by opening the arm rest, and pulling up and towards the front of the vehicle .



4. Lift up, clear the emergency brake handle and separate it from the section surrounding the shifter.





5. Lift up and slightly and pull to remove the section surrounding the shifter. The section in front of the shifter may come with it.




6. Remove the section in front of the shifter just as you did in the last step.



7. Using a 12mm socket, extension and ratchet wrench remove the 4 nuts securing the shifter cage to the floor. There are two towards the rear and two towards the front of the vehicle.



8. Once the 4 nuts are off, remove all the steel sleeves and rubber bushings from the base of the shifter. The sleeves will come out the top and the rubber bushings will be pushed through the bottom. Both can be done by hand or using a flat head screw driver.



9. Place your new JBR solid shifter base bushings over the studs that secure the shifter cage to the floor with the small diameter side up. Then set the shifter cage down on to the bushings being sure the bushings index in to the base of the shifter cage.



10. Place one of the 4 included washers on each of the studs, replace the nuts removed in step 7 and tighten all for nuts.



11. Replace the front section, the section that covers the shifter, and the cup holder portions of the center console. The will slide in and press in to place.
12. Re-install the shift knob by turning it clockwise.

Congratulations!! You've now completed the installation of your new JBR Solid shifter base bushings!

SHIPPING

All orders are carefully inspected and packaged prior to shipment. The recipient must inspect all shipments for damage and report any damage to the carrier and JAMES BARONE RACING immediately. JAMES BARONE RACING is not responsible for damage that occurs during shipping.

RETURNS:

All sales are final. JAMES BARONE RACING will only except returns in the event of a manufacturer's defect. Defective items will be exchanged for the identical item or repaired at our discretion. Return shipping costs are the responsibility of the purchaser. An RMA # (Return to Manufacturer Authorization Number) must accompany all returns. In rare cases when a return is accepted, a 15% restocking fee will be deducted from the refund or credit. Shipping charges are non- refundable. No returns or exchanges will be accepted after 30 days.

DISCLAIMERS:

Failure to carefully follow the installation instructions for your JAMES BARONE RACING product could result in significant property damage, personal injury, injury to others or even death. Please take the time to read and thoroughly understand the instructions prior to installation. The instructions are as accurate as possible and may vary slightly from model year to model year. Professional installation is recommended.

Neither JAMES BARONE RACING nor any of its employees, officers, directors, or shareholders will accept responsibility for improper use or installation of our products. JAME BARONE RACING is not responsible for the misuse, incorrect installation, or failure of any product we sell. Under no circumstances, including but not limited to negligence, will JAMES BARONE RACING be liable for special or consequential damages that result from the use or inability to use our products. JAMES BARONE RACING does not assume responsibility for any damage to the user, driver, passenger or vehicle resulting from the operation of a JAMES BARONE RACING product. PLEASE DRIVE RESPONSIBLY.

WARRANTY:

All JAMES BARONE RACING products carry a lifetime warranty to the original purchaser. Warranty is non-transferable. Warranty does not cover damage or failure caused by abuse, misuse, faulty installation or repairs not conducted by JAMES BARONE RACING. JAMES BARONE RACING is not liable for consequential damages arising from the use of our products or any indirect damages resulting in the loss of property, revenue or costs for towing, removal, installation, or re-installation. To receive warranty service you must contact JAMES BARONE RACING to receive an RMA # (Return to Manufacturer Authorization Number) at which time you will be provided with instructions for returning the faulty product

CONTACT:

If you have questions or problems, e-mail us at jamesbaroneracing@gmail.com. Posting questions or problems in the forums or other social media outlets will only delay you from getting the correct answer or personalized attention from us.